

SF Urban Properties Ltd

Share Price CHF 87.50

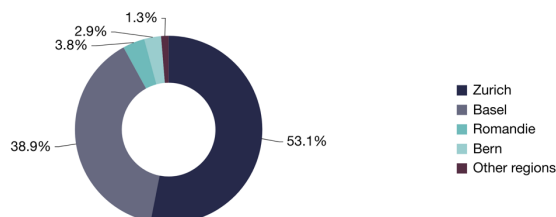
Description

SF Urban Properties Ltd (SFUP) is a Swiss real estate company based in Zurich. It invests in residential, commercial and development properties with a focus on the cities of Zurich and Basel. Its strategy is geared towards economic areas and locations that show more potential than others due to demographic, legal or economic conditions or their changes. SFUP takes responsibility for its impact on the environment, society and the economy and will continuously reduce its ecological footprint.

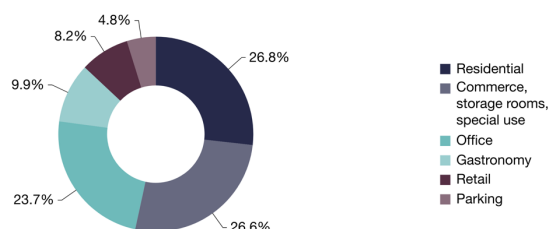
Company Data

Company	SF Urban Properties Ltd
Legal form	Swiss Corporation (AG)
CEO	Bruno Kurz
CFO	Reto Schnabel
Asset manager	Swiss Finance & Property Funds Ltd
Valuation expert	Wüest Partner AG
Market Maker	Swiss Finance & Property Ltd
Holding structure real estate	Direct property
Benchmark	REAL Index
Management fee	0.75% (NAV); 0.5% > 250 Mio.
Auditors	PricewaterhouseCoopers
SIX Swiss Exchange listing	17 April 2012
Portfolio value investment properties	CHF 754.4 mn (as at 30 June 2023)
Security number	3281613
ISIN number	CH0032816131
Bloomberg code	SFPN SW Equity
Distribution for 2022	CHF3.60
Distribution yield as at 31 December 2022	4.0%

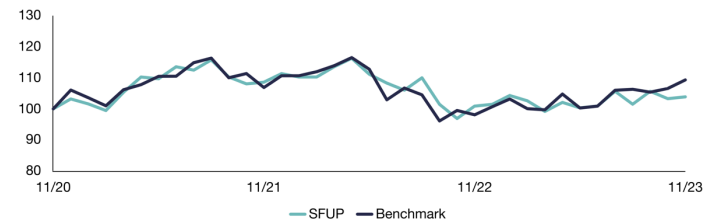
Market Value by Region (as at 30 June 2023)



Type of Usage (as at 30 June 2023)



Performance (reset on base 100)



Cumulative Performance (in %)

	YTD	1 mt	3 mts	1 year	3 years	5 years	Since Inception
SFUP	2.38%	0.57%	2.34%	2.96%	3.87%	22.81%	111.29%
Bench-mark	8.59%	2.58%	2.83%	11.45%	9.32%	29.54%	184.02%

Ratios on return and performance	Unit	30 Jun. 2023	30 Jun. 2022
Investment yield	%	4.02	4.00
Operating profit margin	%	22.24	64.62
Return on equity	%	-0.58	11.23
Distribution yield	%	4.24	3.79

Ratios on the financial markets	Unit	30 Jun. 2023	30 Jun. 2022
Premium	%	-26.38	-19.26
Share price	CHF	85.00	95.00

Ratios on the balance sheet	Unit	30 Jun. 2023	31 Dec. 2022
Market value of properties	CHF	754 396 500	754 465 000
Gross asset value	CHF	852 869 681	861 377 725
Net fund assets	CHF	387 370 132	406 419 831
Borrowing ratio	%	43.53	41.58
LTV (Loan-to-Value)	%	45.94	44.60

Ratios on the income statement	Unit	30 Jun. 2023	30 Jun. 2022
Rental income	CHF	14 725 040	13 783 086
Total operating income before re-valuations	CHF	23 765 860	25 338 415

Ratios on the units	Unit	30 Jun. 2023	30 Jun. 2022
Net asset value	CHF	115.46	117.67
Distribution per unit	CHF	3.60	3.60
– of which free of withholding tax	CHF	3.60	3.60
Units at end of reporting period	pc.	3 351 930	3 351 930

Ratios on the portfolio	Unit	30 Jun. 2023	30 Jun. 2022
Number of investment properties	pc.	48	48
Number of development properties	pc.	6	7
Gross yield	%	4.02	4.00
Real discount rate	%	2.74	2.70
Nominal discount rate	%	4.03	3.73
Vacancy rate as at reporting date	%	1.69	2.40
WAULT in years	years	3.90	4.40

Past performance does not guarantee and is not indicative of current or future performance or returns.

SF Urban Properties Ltd**Share Price CHF 87.50**

Head Client Relationship Management & Marketing

Mauro Golinelli a.i. | Seefeldstrasse 275 | 8008 Zürich | golinelli@sfp.ch | +41 43 344 74 41 | www.sfp.ch

Disclaimer

This document is intended for use solely by the person to whom it is conveyed on a confidential basis. By accepting and retaining this material and the information therein, which is intended for marketing purposes, the recipients confirm and agree to uphold the confidentiality of this document. The recipient is not authorised to transmit this document to third parties. This material may not be duplicated or copied, in whole or in part, for any purpose without the written prior consent of Swiss Finance & Property Funds Ltd and Swiss Finance & Property Ltd ("Swiss Finance & Property"). This document constitutes neither an offer nor a recommendation to buy or sell securities or instruments and should not be interpreted as investment advice or any other type of decision-making tool or suggestion with regard to legal, tax-related or other matters. Neither the present document nor copies thereof may be sent, taken or distributed to the United States of America, or given to US persons (within the meaning of Regulation S of the US Securities Act of 1933 in its current valid version). Past performance is neither a guarantee nor an indicator of current or future performance or returns. The performance does not take into account any commissions and costs for issue or redemption of fund units. The prospectus, the Key Information Document (PRIIPS-KID) as well as the annual and semi-annual reports can be obtained free of charge from Swiss Finance & Property Funds Ltd.